



125 - WHITE / Blanc
11-0601 TCX
CMYK: C=0; Y=0; M=0; K=0;



146 - MUSHROOM / Champignon
15-1305 TCX
CMYK: C=27; M=27; Y=35; K=6;
PANTONE 7528 C
Spring 2010



169 - DESERT KHAKI / Vert Kaki
15-1116 TCX
CMYK: C=29; M=33; Y=46; K=0;



194 - BROWN / Brun
18-1031 TCX
CMYK: C=0; M=48; Y=96; K=53
PANTONE 731 C



236 - AMBER / Ambre
15-1049 TCX
CMYK: C=0; M=30; Y=83; K=0;
PANTONE 136 C
Fall 2012



127 - WINTER WHITE / Blanc hiver
11-4300 TCX
CMYK: C=0; M=0; Y=0; K=3;



151 - DUNE
17-1109 TCX
CMYK: C=19; M=24; Y=35; K=2;
PANTONE 7530 C
Fall 2010



185 - JAVA
17-1009 TCX
CMYK: C=29; M=33; Y=46; K=10;
PANTONE 7530 C



227 - BUTTER / Jaune pâle
12-0824 TCX
CMYK: C=0; M=7; Y=49; K=0;
PANTONE 7402 C



242 - LIGHT GOLD / Doré pâle
CMYK: C=0; M=18; Y=76; K=2;
PANTONE 2006 U
Spring 2013



135 - STONE / Beige
13-5304 TCX
CMYK: C=12; M=17; Y=24; K=2;
WARM GRAY 1 C



152 - SANDSTONE / Grès
14-0000 TCX
CMYK: C=0; M=3; Y=10; K=12;
PANTONE 7528 C




187 - OAK / Chêne
18-0513 TCX
CMYK: C=56; M=53; Y=60; K=28;
PANTONE 405 C
Fall '09



229 - SUNSET / Soleil levant
13-0850 TCX
CMYK: C=0; M=13; Y=67; K=0;
PANTONE 128 C



243 - DIJON
15-0948 TCX
CMYK: C=10; M=31; Y=93; K=0;
PANTONE 1245 C



136 - LIMESTONE / Calcaire
13-4105 TCX
CMYK: C=8; M=2; Y=2; K=0;
PANTONE 5315 C



160 - TAN / Havane
17-1506 TCX
CMYK: C=40; M=43; Y=47; K=0;
PANTONE 7530 C



191 - CHOCOLATE / Chocolat
19-0912 TCX
CMYK: C=55; M=65; Y=69; K=53;
PANTONE 7533 C
Fall 2010



230 - GOLD / Or
14-0951 TCX
CMYK: C=5; M=27; Y=89; K=0;
PANTONE 124 C



261 - SUNBURST / Soleil levant
16-1350 TCX
CMYK: C=0; M=55; Y=93; K=0;
PANTONE 158 C



144 - MATCHSTICK / Allumette
16-1106 TCX
CMYK: C=37; M=36; Y=51; K=0;
PANTONE 7530 C



167 - KHAKI / Kaki
17-1107 TCX
CMYK: C=35; M=35; Y=45; K=3;
PANTONE 7536 C



193 - MOCHA / Moka
CMYK: C=54; M=66; Y=75; K=52;
PANTONE 7519 C



234 - YELLOW / Jaune
13-0859 TCX
CMYK: C=0; M=18; Y=100; K=0;
PANTONE 123 C



262 - TANGERINE
15-1150 TCX
CMYK: C=0; M=48; Y=100; K=0;
PANTONE 144 C
Spring '09

ATTENTION: Pantone reference numbers are for reference ONLY. Light reflecting from the fabric weave may appear different depending on lighting conditions. Please use actual sample for any logo embellishment reference or precise colour match reference.



270 - SAFFRON / Safran
 CMYK: C=0; M=69; Y=100; K=4;
 PANTONE 173C



290 - SIENNA / Ocre
 18-1354 TCX
 CMYK: C=0; M=78; Y=95; K=15;
 PANTONE 1675 C



338 - BERRY / Petits fruits
 18-2043 TCX
 CMYK: C=15; M=100; Y=37; K=0;
 PANTONE 205 C



358 - TEAM RED / Rouge sport
 19-1761 TCX
 CMYK: C=19; M=96; Y=80; K=8;
 PANTONE 187 C



372 - DARK RED / Rouge foncé
 19-1650 TCX
 CMYK: C=0; M=100; Y=61; K=43;
 PANTONE 202 C
Fall 2012



272 - LAGOON
 18-4039 TCX
 CMYK: C=75; M=43; Y=0; K=0;
 PANTONE 660 C



292 - BURNT ORANGE / Orange brûlé
 18-1449 TCX
 CMYK: C=19; M=80; Y=100; K=9;
 PANTONE 484 C
Fall '09



340 - AUTUMN RED / Rouges de l'automne
 19-1840 TCX
 CMYK: C=0; M=83; Y=54; K=16;
 PANTONE 703 C



361 - CRANBERRY / Canneberge
 19-1862 TCX
 CMYK: C=0; M=99; Y=73; K=40;
 PANTONE 7427 C
Fall 2012



377 - PORT / Porto
 19-1617 TCX
 CMYK: C=44; M=100; Y=46; K=20;
 PANTONE 505 C



275 - SPARK / Orange vif
 18-1454 TCX
 CMYK: C=0; M=88; Y=99; K=0;
 PANTONE 7417 C



326 - PINK ZIRCON / Zircon rose
 13-2010 TCX
 CMYK: C=0; M=30; Y=15; K=0;
 PANTONE 495 C
Spring '09



341 - BRIGHT ROSE / Rose intelligente
 18-1945 TCX
 CMYK: C=10; M=95; Y=32; K=0;
 PANTONE Rubine Red C
Spring '09



365 - SPORT RED / Rouge sport
 19-1557 TCX
 CMYK: C=0; M=100; Y=96; K=28;
 PANTONE 187 C
Fall 2010



380 - MAHOGANY / Acajou
 19-1625 TCX
 CMYK: C=49; M=80; Y=62; K=48;
 PANTONE 497 C



279 - ORANGE
 CMYK: C=0; M=68; Y=100; K=0;
 PANTONE 1665 C
Fall 2013



327 - LITE PINK / Rose pâle
 14-3209 TCX
 CMYK: C=0; M=35; Y=10; K=0;
 PANTONE 2365 C
Fall 2012



342 - CERISE / Couleur cerise
 19-1955 TCX
 CMYK: C=15; M=100; Y=37; K=15;
 PANTONE 220C
Spring '09



369 - VINTAGE RED / Vieux rouge
 19-1656 TCX
 CMYK: C=4; M=100; Y=59; K=31;
 PANTONE 201 C



384 - MAROON / Maron
 19-1617 TCX
 CMYK: C=38; M=100; Y=60; K=41;
 PANTONE 7428 C



287 - RUSTIC / Rustique
 CMYK: C=0; M=80; Y=92; K=6;
 PANTONE 167 C
Fall 2012



330 - CARNATION / Rose éclatant
 16-2124 TCX
 CMYK: C=2; M=67; Y=7; K=0;
 PANTONE 204 C



356 - RED / Rouge
 19-1664 TCX
 CMYK: C=0; M=100; Y=100; K=0;
 PANTONE 200 C



371 - BRICK RED / Rouge brique
 19-1655 TCX
 CMYK: C=29; M=88; Y=67; K=22;
 PANTONE 202 C



385 - WINE
 CMYK: C=0; M=100; Y=31; K=61;
 PANTONE 7421 C

ATTENTION: Pantone reference numbers are for reference ONLY. Light reflecting from the fabric weave may appear different depending on lighting conditions. Please use actual sample for any logo embellishment reference or precise colour match reference.



386 - BURGUNDY / Bordeaux
 CMYK: C=65; M=90; Y=100; K=70;
 PANTONE 1817 C
Fall 2012



427 - LIGHT BLUE / Bleu pâle
 14-4106 TCX
 CMYK: C=36; M=20; Y=6; K=0;
 PANTONE 537 C



434 - OXFORD BLUE / Bleu Oxford
 PANTONE 659 C
Fall 2011



472 - CARIBBEAN BLUE / Bleu Caraïbes
 17-4336 TCX
 CMYK: C=88; M=28; Y=0; K=0;
 PANTONE 7461 C



505 - FRENCH BLUE / Bleu France
 18-4025 TCX
 CMYK: C=60; M=32; Y=20; K=26;
 PANTONE 5405 C



390 - CHILI
 19-1650 TCX
 CMYK: C=35; M=87; Y=63; K=33;
 PANTONE 188 C



429 - CHILL
 16-4529 TCX
 CMYK: C=75; M=0; Y=10; K=0;
 PANTONE 306C
Spring '09




435 - FROST BLUE / Bleu givré
 CMYK: C=27; M=7; Y=0; K=0;
 PANTONE 658 C
Fall 2010



476 - BAY BLUE / Blue azur
 17-4027 TCX
 CMYK: C=72; M=49; Y=32; K=0;
 PANTONE 646 C



509 - REEF BLUE / Bleu récif
 18-4025 TCX
 CMYK: C=74; M=49; Y=28; K=2;
 PANTONE 5405C
Fall '09



421 - PEAK / Sommet
 12-4608 TCX
 CMYK: C=32; M=10; Y=0; K=0;
 PANTONE 543 C



431 - OLYMPIC BLUE / Bleu olympique
 18-4244 TCX
 CMYK: C=100; M=51; Y=0; K=5;
 PANTONE 300 C
Fall '09



436 - BALTIC BLUE / Bleu baltique
 18-4244 TCX
 CMYK: C=100; M=51; Y=0; K=5;
 PANTONE 300 C
Fall 2012



478 - REFLECTION / Bleu électrique
 18-4041 TCX
 CMYK: C=83; M=52; Y=6; K=0;
 PANTONE 7462C



545 - EMPIRE BLUE / Bleu empire
 19-3864 TCX
 CMYK: C=91; M=74; Y=13; K=2;
 PANTONE 662 C



422 - SKY / Ciel
 CMYK: C=50; M=26; Y=0; K=0;
 PANTONE 7453 C
Fall 2013



432 - ULTRAMARINE
 17-4037 TCX
 CMYK: C=60; M=38; Y=0; K=0;
 PANTONE 2718C
Spring '09



437 - CHINA BLUE / Bleu porcelaine
 17-4037 TCX
 CMYK: C=68; M=43; Y=10; K=5;
 PANTONE 7456 C
Fall 2011



480 - BLUE / Bleu
 CMYK: C=77; M=58; Y=10; K=15;
 PANTONE 7455C



547 - ROYAL BLUE / Bleu royal
 18-3949 TCX
 CMYK: C=100; M=83; Y=27; K=5;
 PANTONE 7455 C



426 - AQUA / Aigue-marine
 15-4722 TCX
 CMYK: C=65; M=2; Y=21; K=0;
 PANTONE 3115 C



433 - SOLACE BLUE / Bleu calme
 CMYK: C=55; M=30; Y=0; K=0;
 PANTONE 659 C
Spring 2012



470 - STEEL BLUE / Bleu acier
 17-4015 TCX
 CMYK: C=41; M=21; Y=0; K=20;
 PANTONE 652 C



486 - PACIFIC BLUE / Bleu pacifique
 19-4035 TCX
 CMYK: C=88; M=65; Y=32; K=14;
Fall '09



549 - RIVER BLUE / Bleu rivière
 CMYK: C=100; M=57; Y=0; K=40;
 PANTONE 295 U
Spring 2013



ATTENTION: Pantone reference numbers are for reference ONLY. Light reflecting from the fabric weave may appear different depending on lighting conditions. Please use actual sample for any logo embellishment reference or precise colour match reference.



550 - METRO BLUE / Bleu mètre
19-4044 TCX
CMYK: C=100; M=83; Y=27; K=7;
PANTONE 654 C



570 - POLO BLUE / Bleu polo
19-3921 TCX
CMYK: C=100; M=80; Y=0; K=60;
PANTONE 5395C
Fall '09



580 - DARK NAVY / Marine foncé
19-4013 TCX
CMYK: C=75; M=67; Y=55; K=52;
PANTONE 7547C



590 - PURPLE / Violet
19-3737 TCX
CMYK: C=80; M=89; Y=24; K=11;
PANTONE 669 C



650 - FRESH / Vert frais
12-0322 TCX
CMYK: C=13; M=0; Y=26; K=0;
PANTONE 7492 C



551 - DEEP SEA / Bleu mer
CMYK: C=80; M=37; Y=10; K=40;
PANTONE 7469 U



572 - NAUTICAL BLUE / Bleu nautique
19-4027 TCX
CMYK: C=100; M=83; Y=25; K=5;
PANTONE 295 C



585 - DARK PLUM / Prune foncé
CMYK: C=67; M=79; Y=24; K=59;
PANTONE 7448 C
Spring 2012



591 - MERLOT
19-3316 TCX
CMYK: C=72; M=100; Y=90; K=45;
PANTONE 7449 C
Fall 2010



651 - GREEN TEA / Thé vert
15-6428 TCX
CMYK: C=44; M=9; Y=64; K=0;
PANTONE 7489C
Spring '09



552 - INDIGO
CMYK: C=100; M=55; Y=0; K=55;
PANTONE 540 U
Spring 2013



573 - VINTAGE NAVY / Vieux marine
19-3920 TCX
CMYK: C=100; M=80; Y=0; K=60;
PANTONE 533 C
Fall '09



586 - LAVENDER / Lavende
CMYK: C=28; M=27; Y=0; K=0;
PANTONE 2635 C
Fall 2013



627 - SAGE / Sauge
CMYK: C=18; M=0; Y=20; K=40;
PANTONE 7538 C



655 - JUNIPER / Genièvre
18-6330 TCX
CMYK: C=65; M=0; Y=100; K=42;
PANTONE 364 C
Fall 2010



560 - COBALT
19-3952 TCX
CMYK: C=97; M=81; Y=0; K=25;
PANTONE 280 C
Fall 2012



574 - ATLANTIC NAVY / Marine atlantique
19-4025 TCX
CMYK: C=65; M=48; Y=37; K=72;
PANTONE 533 C
Fall 2012



587 - FROST PURPLE / Gel violet
14-3710 TCX
CMYK: C=15; M=24; Y=0; K=12;
PANTONE 263 C
Fall 2012



630 - CACTUS GREEN / Vert cactus
17-5111 TCX
CMYK: C=64; M=31; Y=51; K=0;
PANTONE 5555 C
Fall 2011



657 - CITRON GREEN / Vert lime
12-0435 TCX
CMYK: C=28; M=3; Y=70; K=0;
PANTONE 583 C



561 - NEW ROYAL / Nouvelle royale
19-3952 TCX
CMYK: C=97; M=81; Y=0; K=25;
Fall 2012



575 - NAVY / Marine
19-4010 TCX
CMYK: C=100; M=85; Y=50; K=60;
PANTONE 532 C



588 - BRIGHT PURPLE / Violet vif
CMYK: C=80; M=91; Y=37; K=33;
PANTONE 2695 C
Fall 2012



640 - FOREST GREEN / Vert forêt
19-5920 TCX
CMYK: C=79; M=0; Y=100; K=75;
PANTONE 350 C



658 - WILLOW GREEN / Vert saule
16-0233 TCX
CMYK: C=49; M=0; Y=100; K=29;
PANTONE 576 C

ATTENTION: Pantone reference numbers are for reference ONLY. Light reflecting from the fabric weave may appear different depending on lighting conditions. Please use actual sample for any logo embellishment reference or precise colour match reference.



659 - LIGHT CITRON GREEN / Vert citron pâle
 CMYK: C=22; M=0; Y=100; K=8;
 PANTONE 390 U
Spring 2012



684 - LODEN
 19-0511 TCX
 CMYK: C=66; M=55; Y=100; K=28;
 PANTONE 449 C
Spring 2012



925 - GREY MIST / Brouillard
 14-4102 TCX
 CMYK: C=20; M=12; Y=15; K=0;
 PANTONE Cool Gray 2 C
Fall '09



935 - LIGHT GREY / Gris pâle
 CMYK: C=2; M=0; Y=0; K=18;
 PANTONE 428 C
Fall 2013



983 - SMOKE / Fumé
 19-4019 TCX
 CMYK: C=23; M=2; Y=0; K=77;
 PANTONE 432 C
Spring 2013



660 - DARK CITRON GREEN / Vert lime foncé
 16-0435 TCX
 CMYK: C=43; M=21; Y=90; K=2;
 PANTONE 7495 C



689 - AMAZON GREEN / Vert amazone
 CMYK: C=66; M=55; Y=67; K=47;
 PANTONE 448 C



927 - SILVER / Argent
 CMYK: C=24; M=17; Y=20; K=0;
 PANTONE Cool Gray 5 C



940 - GREY / Gris
 CMYK: C=39; M=28; Y=25; K=0;
 PANTONE 422 C



984 - GUNMETAL / Métal
 CMYK: C=35; M=30; Y=17; K=46;
 PANTONE Cool Gray 10 C
Spring 2010



661 - MOSS / Vert mousse
 17-0336 TCX
 CMYK: C=35; M=0; Y=100; K=24;
 PANTONE 7495 C



690 - PINE GREEN / Vert pin
 19-5917 TCX
 CMYK: C=74; M=45; Y=76; K=56;
 PANTONE 553 C



930 - VAPOUR / Vapeur
 15-4502 TCX
 CMYK: C=15; M=11; Y=13; K=1;
 PANTONE 421 C



945 - STEEL GREY / Gris acier
 CMYK: C=11; M=3; Y=10; K=52;
 PANTONE Cool Gray 10 C



985 - SLATE / Ardoise
 19-4205 TCX
 CMYK: C=80; M=77; Y=67; K=0;
 PANTONE Black 7 C



678 - FERN / Fougère
 17-0324 TCX
 CMYK: C=53; M=29; Y=88; K=7;
 PANTONE 7491 C




692 - MIDLAND GREEN / Vert forêt
 19-5917 TCX
 CMYK: C=77; M=36; Y=85; K=58;
 PANTONE 560 C



931 - GREY MIX / Gris chiné
 PANTONE 422 C
Fall 2012



946 - OXFORD GREY / Gris Oxford
 PANTONE 424 U
Fall 2011



986 - HEATHER CHARCOAL / Charbon chiné
 PANTONE 424 C
Fall 2013



680 - VINE GREEN / Vert vigne
 18-0228 TCX
 CMYK: C=43; M=15; Y=100; K=55;
 PANTONE 5753C
Fall '09



695 - WOODLAND / Vert forêt
 19-6110 TCX
 CMYK: C=78; M=52; Y=68; K=50;
 PANTONE 5605 C



932 - HEATHER GREY / Gris vert
 PANTONE Cool Gray 7 C



950 - TITANIUM / Titane
 17-1501 TCX
 CMYK: C=37; M=28; Y=28; K=11;
 PANTONE 7539 C



987 - CHARCOAL MIX / Charbon
 PANTONE 424 C
Fall 2012

ATTENTION: Pantone reference numbers are for reference ONLY. Light reflecting from the fabric weave may appear different depending on lighting conditions. Please use actual sample for any logo embellishment reference or precise colour match reference.



988 - HEATHER DARK CHARCOAL / Charbon chiné foncé
PANTONE 426 C
Fall 2013



994 - BLACK SMOKE / Noir fumée
19-4205 TCX
CMYK: C=70; M=65; Y=58; K=52;
PANTONE Black 7 C

BURNOUT COLOURS:



847 - DEEP RED / Rouge intense
CMYK: C=0; M=100; Y=79; K=20;
PANTONE 187 C
Spring 2013



990 - CHARCOAL / Charbon
CMYK: C=70; M=60; Y=55; K=30;
PANTONE 7540 C



995 - BLACK / Noir
CMYK: C=0; M=0; Y=0; K=100;
PANTONE: 426 C



862 - MID BLUE / Bleu moyen
CMYK: C=100; M=57; Y=0; K=38;
PANTONE 541 U
Spring 2013



991 - GREY STORM / Gris tempête
CMYK: C=0; M=2; Y=0; K=68;
PANTONE Cool Gray 11 C
Fall 2010



887 - CEMENT / Ciment
CMYK: C=0; M=1; Y=0; K=43;
PANTONE Cool Gray 8 C
Spring 2013



992 - GRAPHITE / Anthracite
18-0503 TCX
CMYK: C=64; M=54; Y=49; K=13;
PANTONE 424 C



892 - DARK SMOKE / Fumé foncé
CMYK: C=0; M=0; Y=0; K=72;
PANTONE 7540 C
Spring 2013



993 - DARK CHARCOAL MIX / Mélange de charbon foncé
PANTONE 426 C
Spring 2012

CATEGORIES:

- POLOS**
- ACTIVE WEAR**
- WOVEN SHIRTS**
- SWEATERS**
- FLEECE & KNITS**
- JACKETS**
- PANTS**
- HEADWEAR & ACCESSORIES**
- Roots73**
- ELEVATE**

ATTENTION: Pantone reference numbers are for reference ONLY. Light reflecting from the fabric weave may appear different depending on lighting conditions. Please use actual sample for any logo embellishment reference or precise colour match reference.